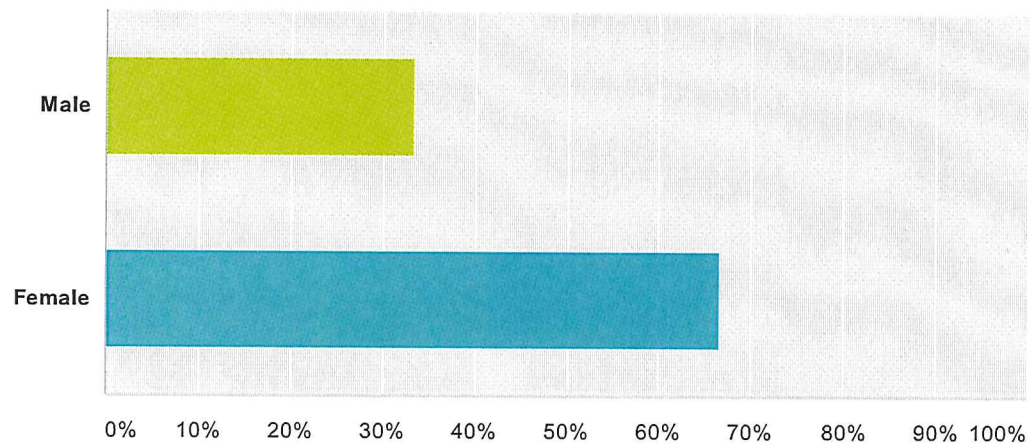


Q1 I am a

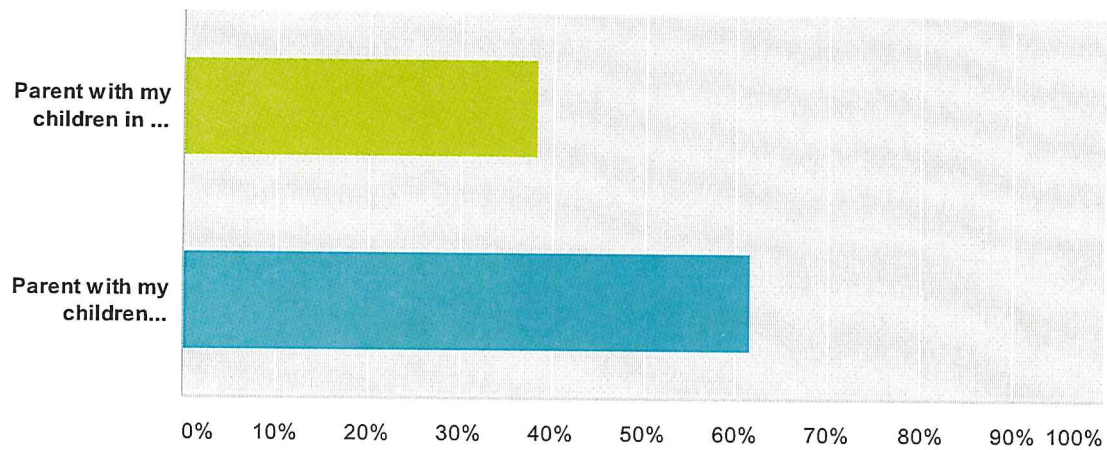
Answered: 3 Skipped: 10



Answer Choices	Responses
Male	33.33% 1
Female	66.67% 2
Total	3

Q2 I am

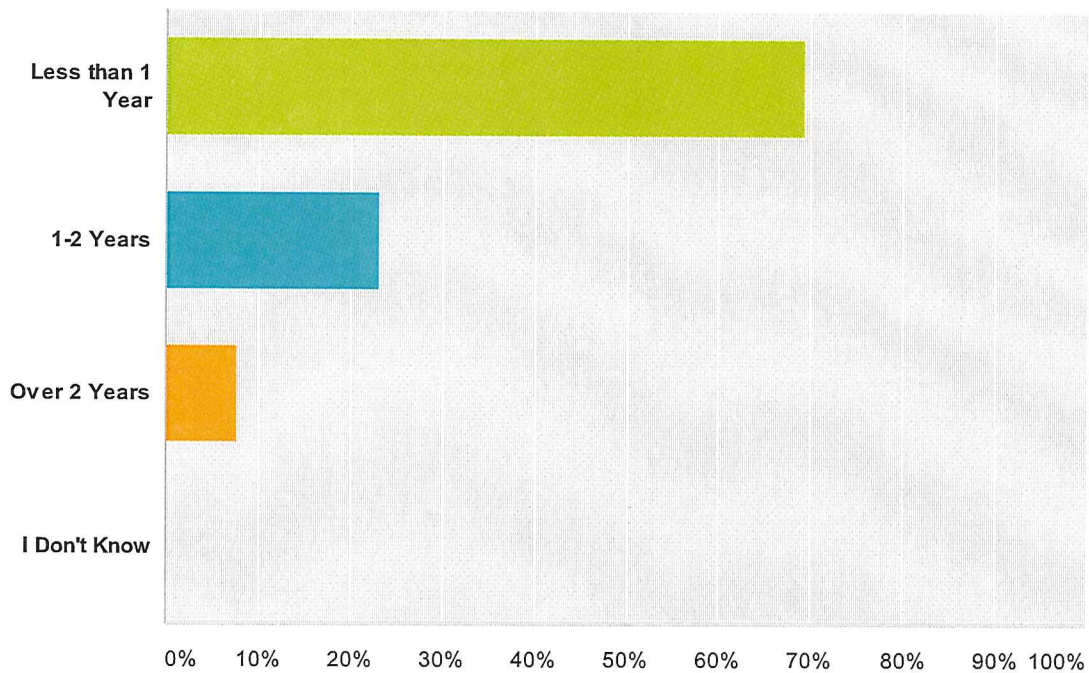
Answered: 13 Skipped: 0



Answer Choices	Responses	
Parent with my children in my home	38.46%	5
Parent with my children currently removed from my home	61.54%	8
Total		13

Q3 How long have you been receiving services?

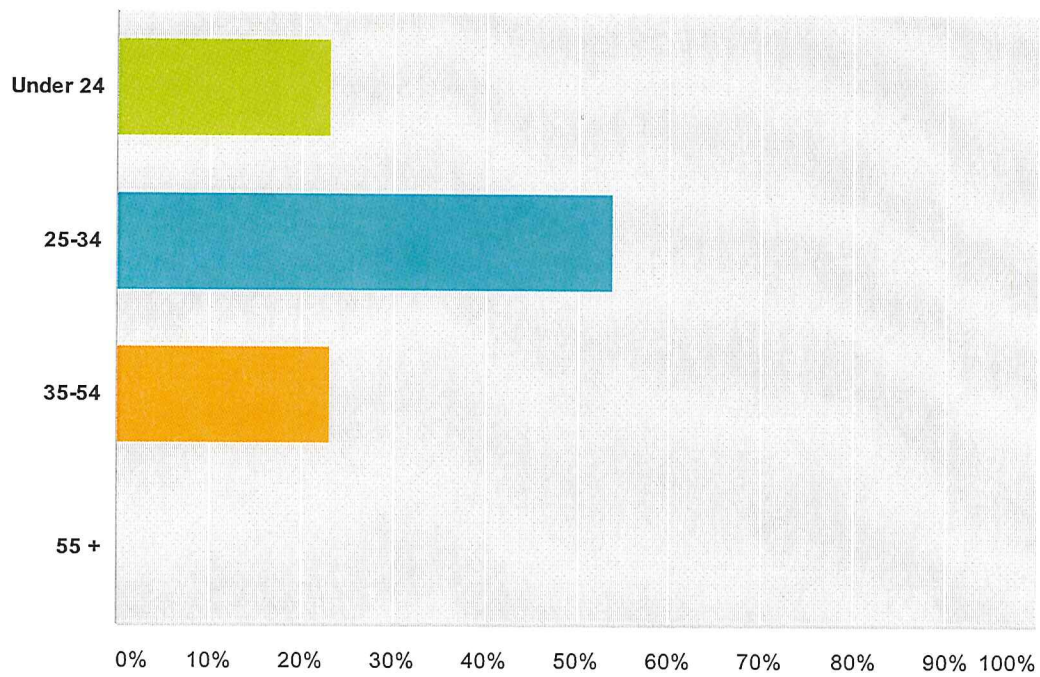
Answered: 13 Skipped: 0



Answer Choices	Responses	
Less than 1 Year	69.23%	9
1-2 Years	23.08%	3
Over 2 Years	7.69%	1
I Don't Know	0.00%	0
Total		13

Q4 What is your age?

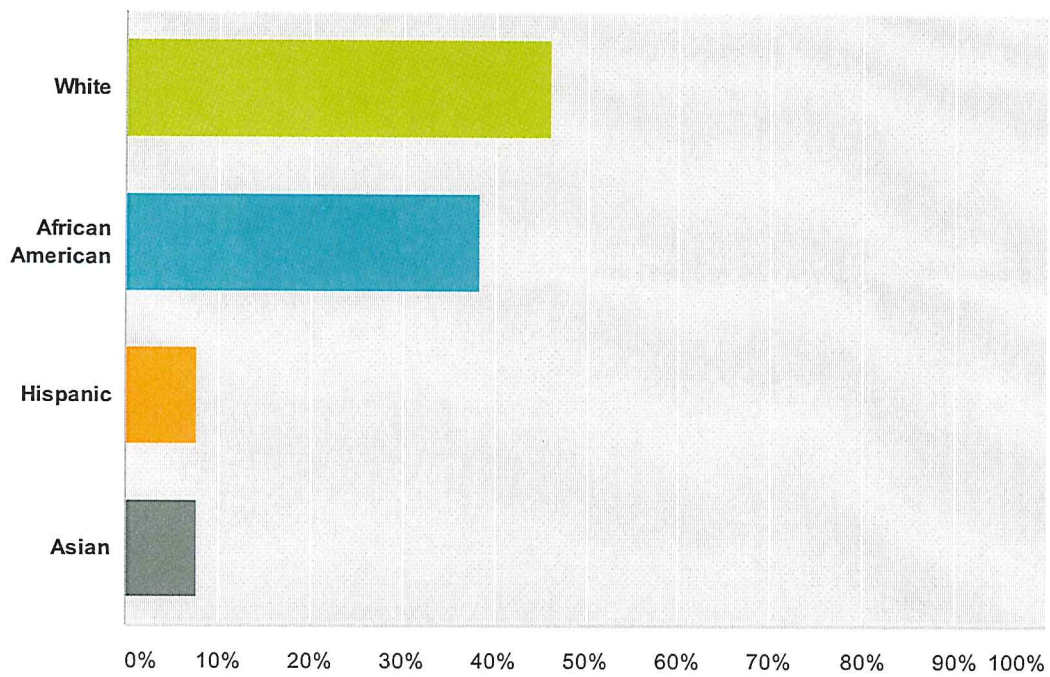
Answered: 13 Skipped: 0



Answer Choices	Responses	
Under 24	23.08%	3
25-34	53.85%	7
35-54	23.08%	3
55 +	0.00%	0
Total		13

Q5 What is your race/ethnicity?

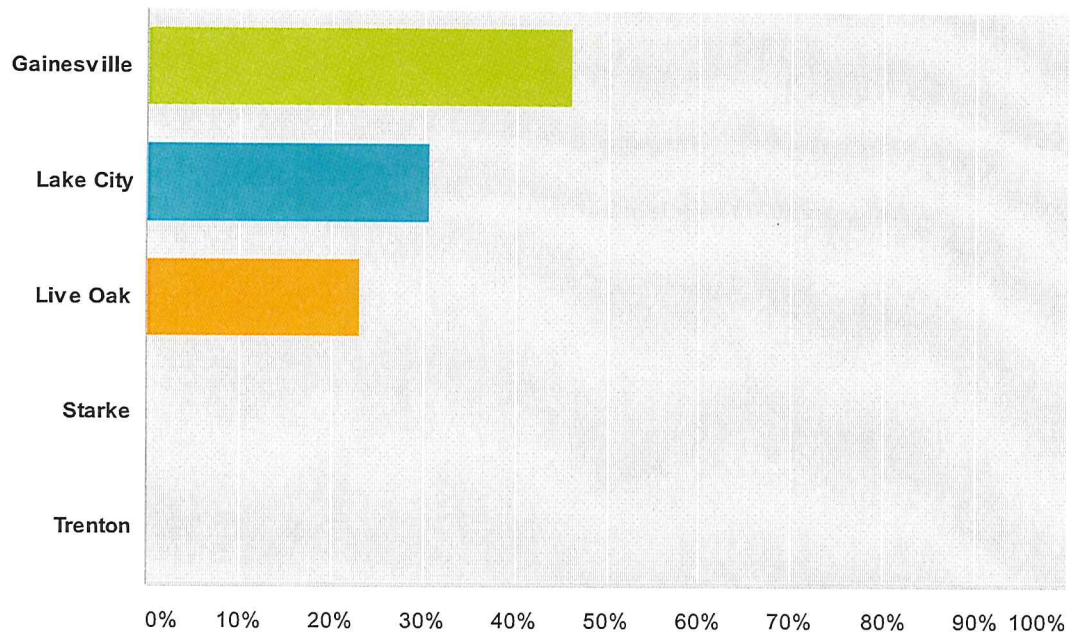
Answered: 13 Skipped: 0



Answer Choices	Responses	
White	46.15%	6
African American	38.46%	5
Hispanic	7.69%	1
Asian	7.69%	1
Total		13

Q6 PSF Office of the Family Care Counselor who works with you most often:

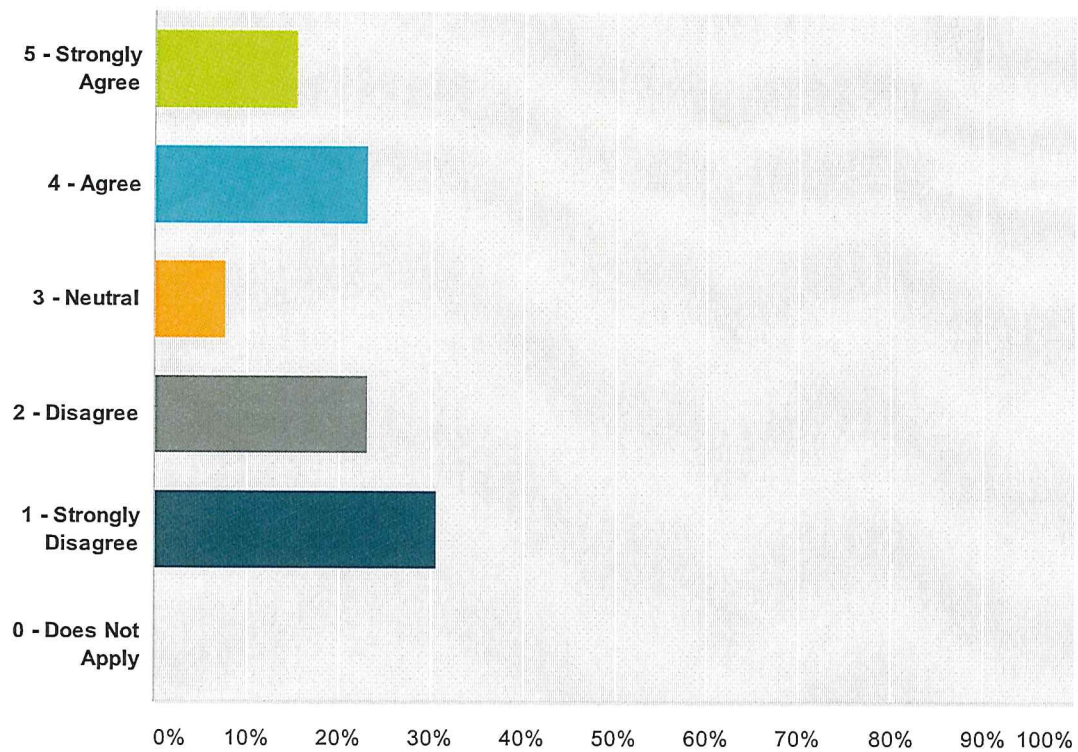
Answered: 13 Skipped: 0



Answer Choices	Responses	
Gainesville	46.15%	6
Lake City	30.77%	4
Live Oak	23.08%	3
Starke	0.00%	0
Trenton	0.00%	0
Total		13

**Q7 My Family Care Counselor asks me
about my family's traditions and beliefs
and uses these in providing us help.**

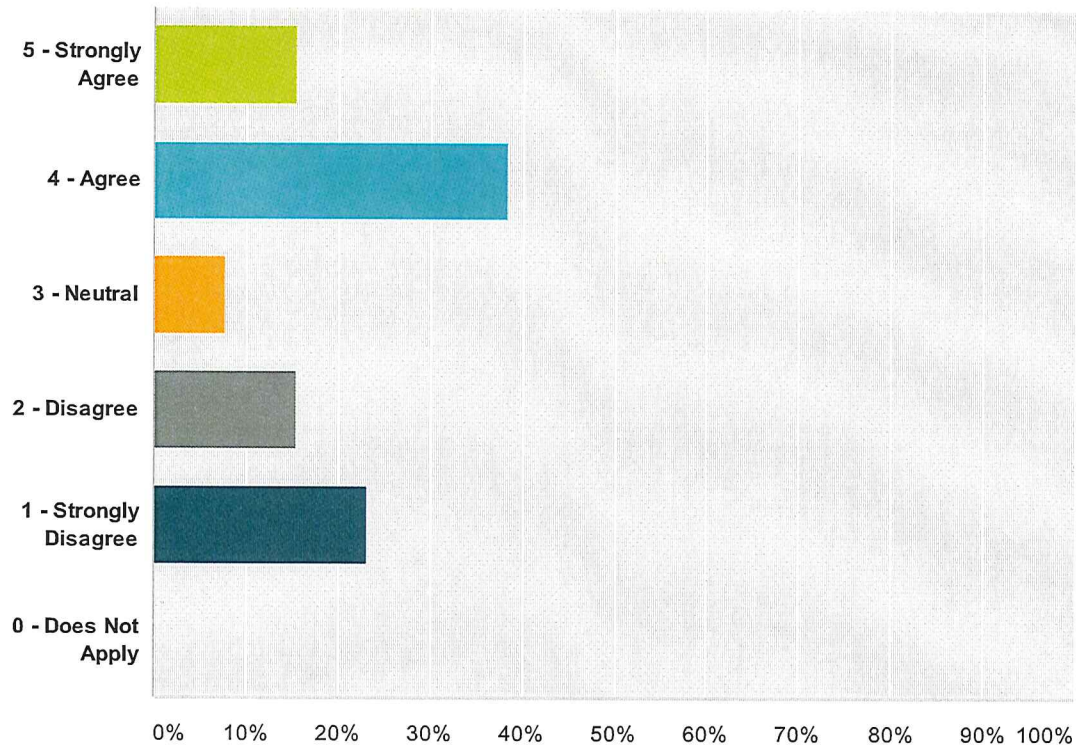
Answered: 13 Skipped: 0



Answer Choices	Responses	
5 - Strongly Agree	15.38%	2
4 - Agree	23.08%	3
3 - Neutral	7.69%	1
2 - Disagree	23.08%	3
1 - Strongly Disagree	30.77%	4
0 - Does Not Apply	0.00%	0
Total		13

Q8 I participated in the creation of the case plan and my opinions and recommendations were heard and included in the case plan.

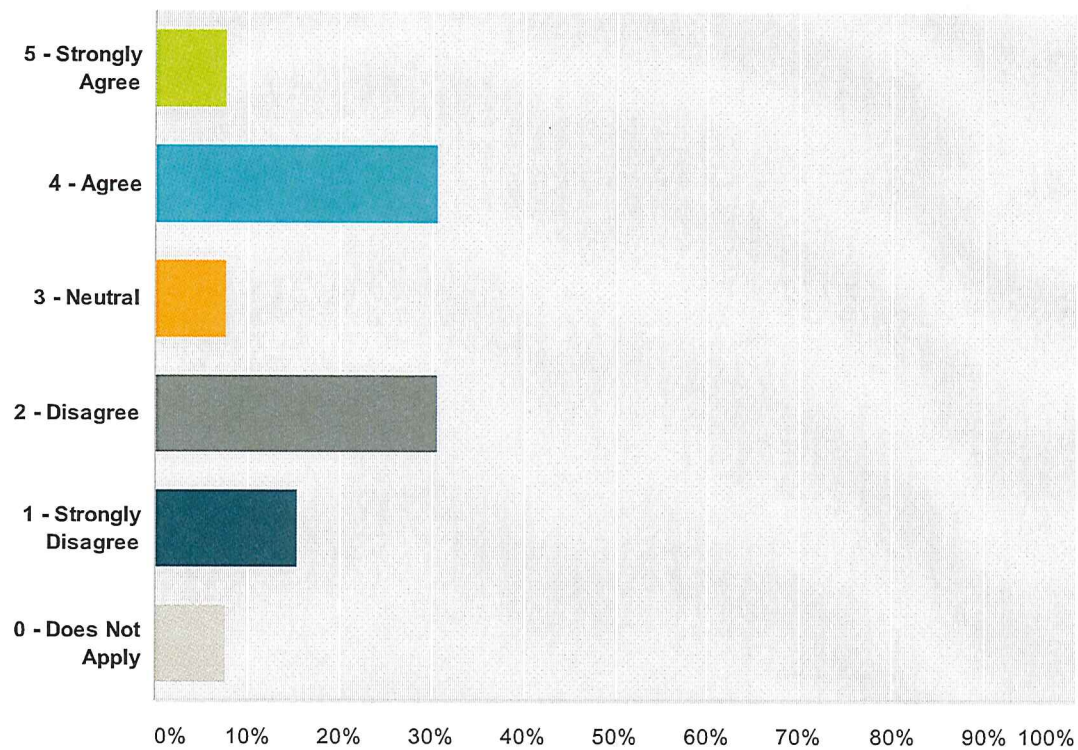
Answered: 13 Skipped: 0



Answer Choices	Responses	
5 - Strongly Agree	15.38%	2
4 - Agree	38.46%	5
3 - Neutral	7.69%	1
2 - Disagree	15.38%	2
1 - Strongly Disagree	23.08%	3
0 - Does Not Apply	0.00%	0
Total		13

Q9 When I participate in Family Team Conferences I am able to talk about what I know and what I want to happen.

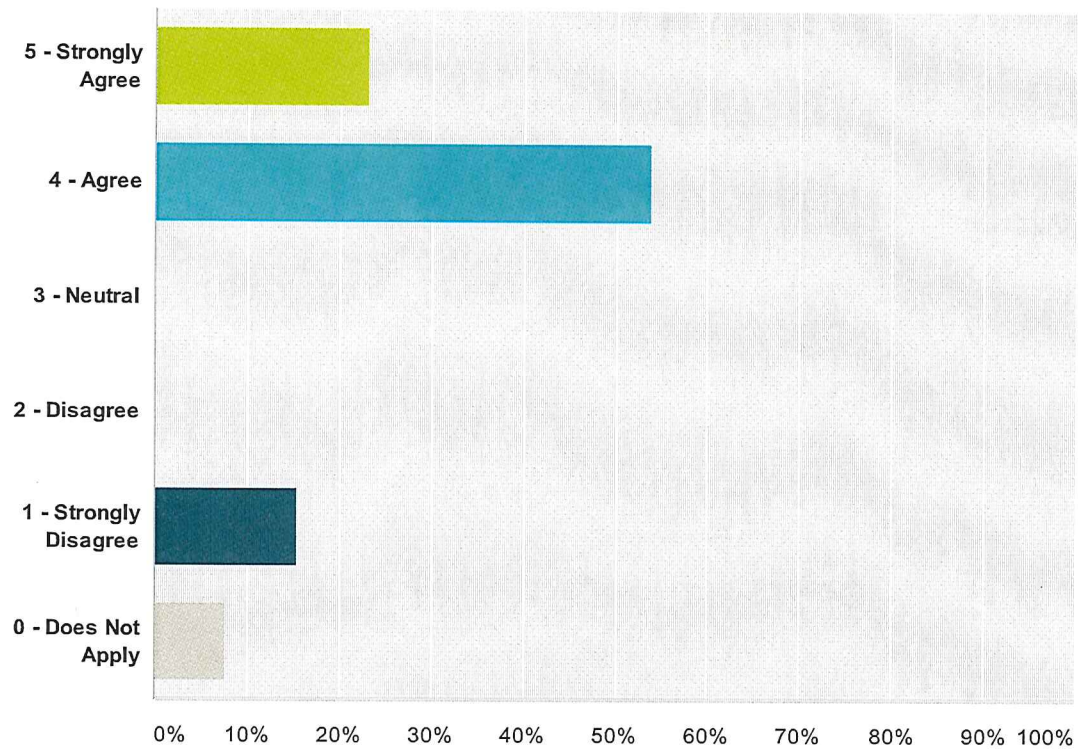
Answered: 13 Skipped: 0



Answer Choices	Responses	
5 - Strongly Agree	7.69%	1
4 - Agree	30.77%	4
3 - Neutral	7.69%	1
2 - Disagree	30.77%	4
1 - Strongly Disagree	15.38%	2
0 - Does Not Apply	7.69%	1
Total		13

Q10 I know who to contact if I have questions or concerns.

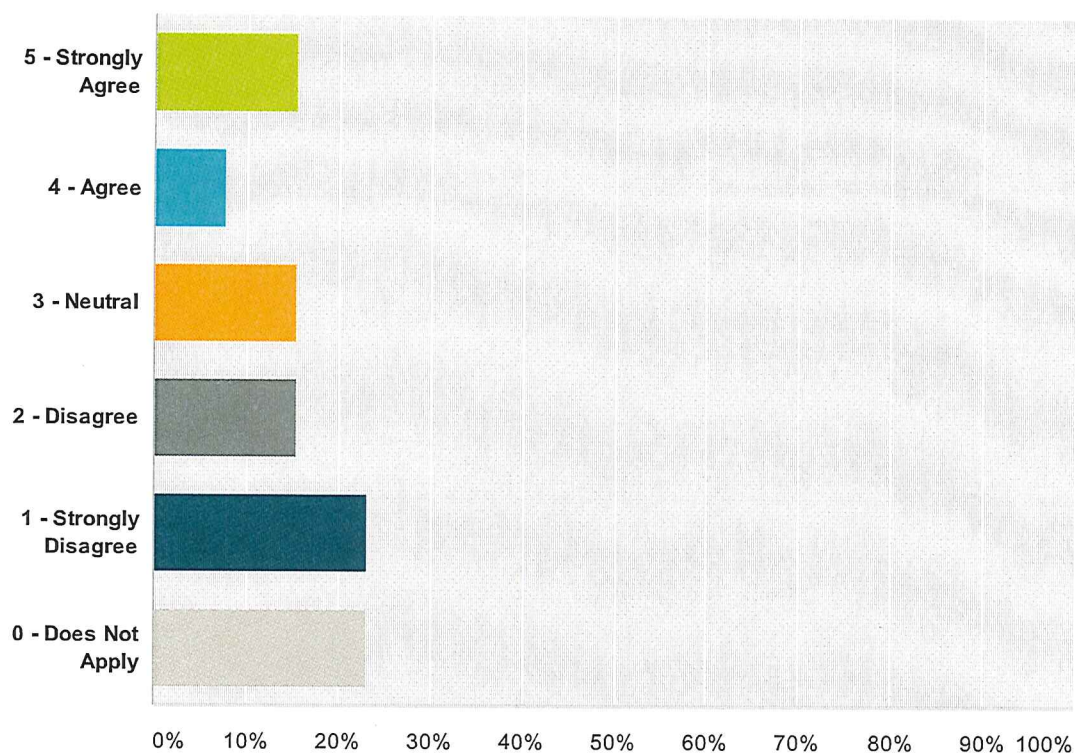
Answered: 13 Skipped: 0



Answer Choices	Responses	
5 - Strongly Agree	23.08%	3
4 - Agree	53.85%	7
3 - Neutral	0.00%	0
2 - Disagree	0.00%	0
1 - Strongly Disagree	15.38%	2
0 - Does Not Apply	7.69%	1
Total		13

**Q11 When I attend court hearings I am able
to tell the court what is happening and
what I need.**

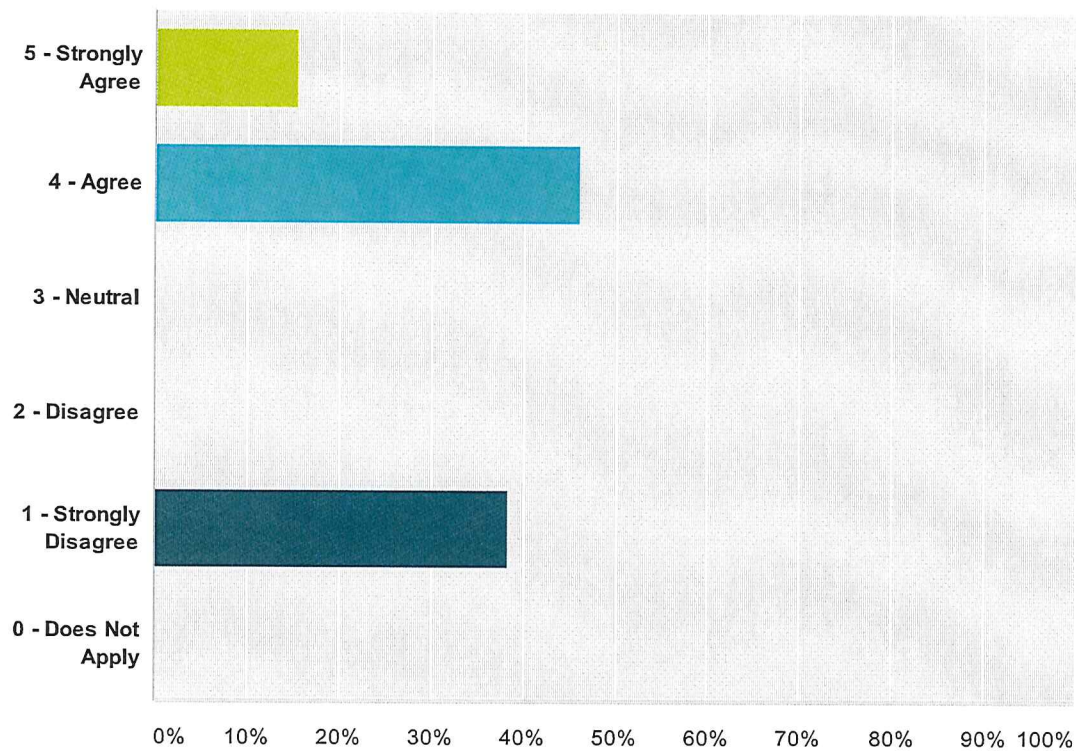
Answered: 13 Skipped: 0



Answer Choices	Responses	
5 - Strongly Agree	15.38%	2
4 - Agree	7.69%	1
3 - Neutral	15.38%	2
2 - Disagree	15.38%	2
1 - Strongly Disagree	23.08%	3
0 - Does Not Apply	23.08%	3
Total		13

Q12 I am informed of events and information that affect me and my family.

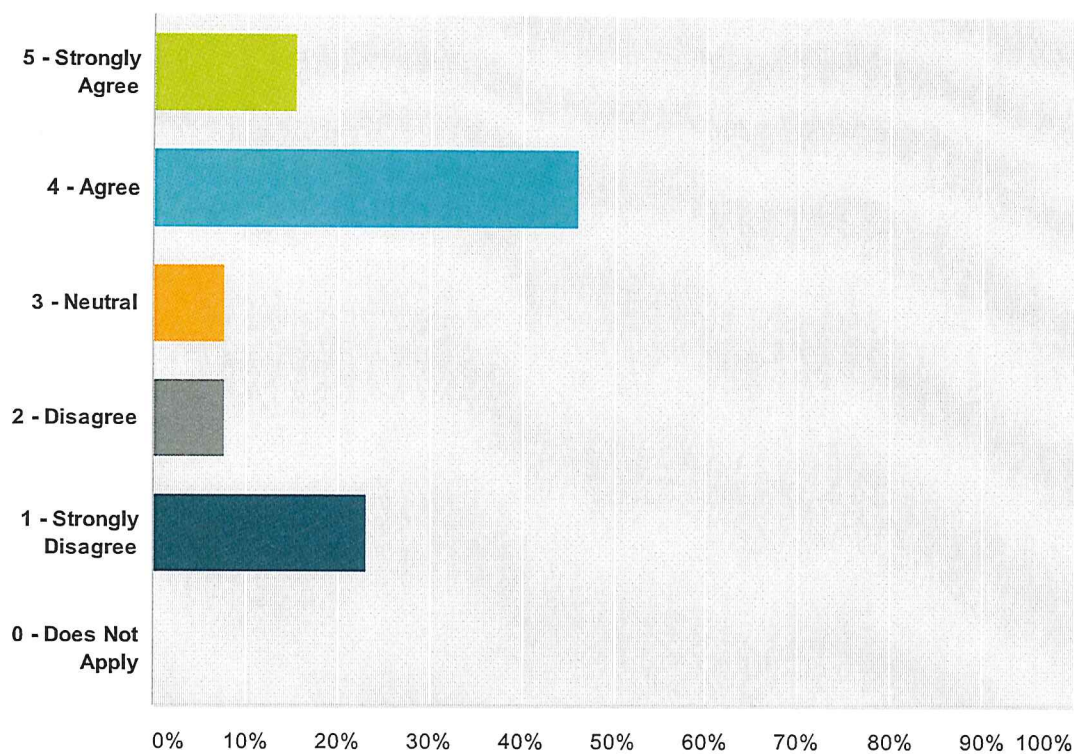
Answered: 13 Skipped: 0



Answer Choices	Responses	
5 - Strongly Agree	15.38%	2
4 - Agree	46.15%	6
3 - Neutral	0.00%	0
2 - Disagree	0.00%	0
1 - Strongly Disagree	38.46%	5
0 - Does Not Apply	0.00%	0
Total		13

Q13 The services that my children have received help them to do better in school, at home and with their friends.

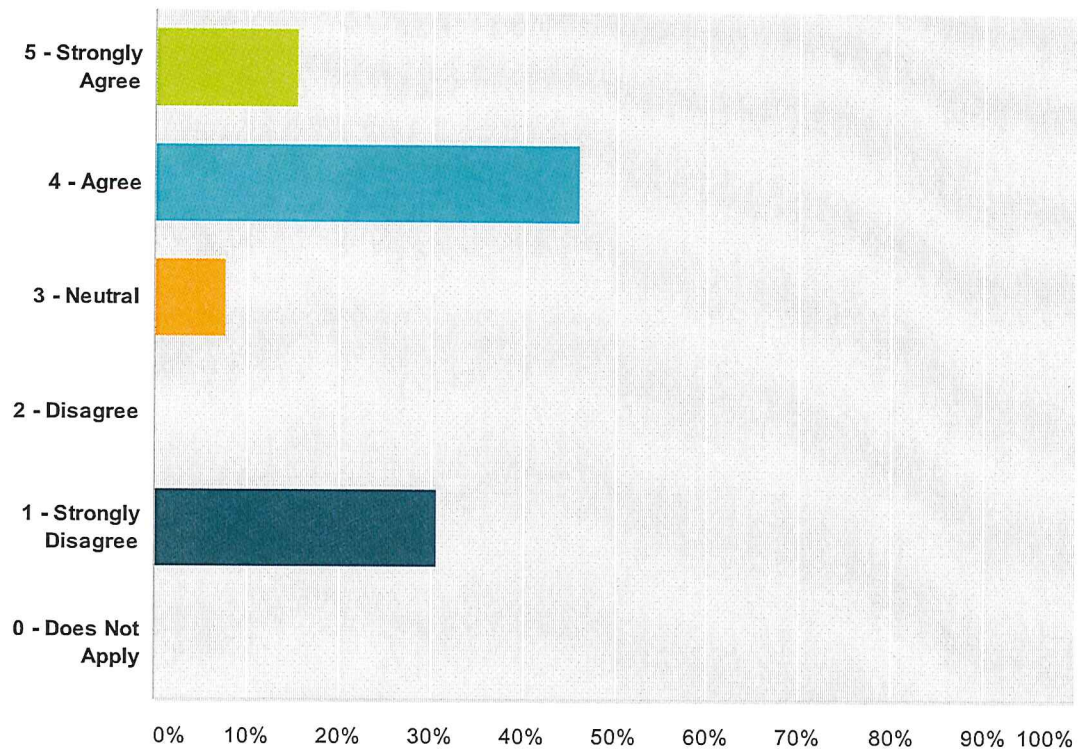
Answered: 13 Skipped: 0



Answer Choices	Responses	
5 - Strongly Agree	15.38%	2
4 - Agree	46.15%	6
3 - Neutral	7.69%	1
2 - Disagree	7.69%	1
1 - Strongly Disagree	23.08%	3
0 - Does Not Apply	0.00%	0
Total		13

Q14 Services are available to me and my family when they are needed and are at times that are good for us.

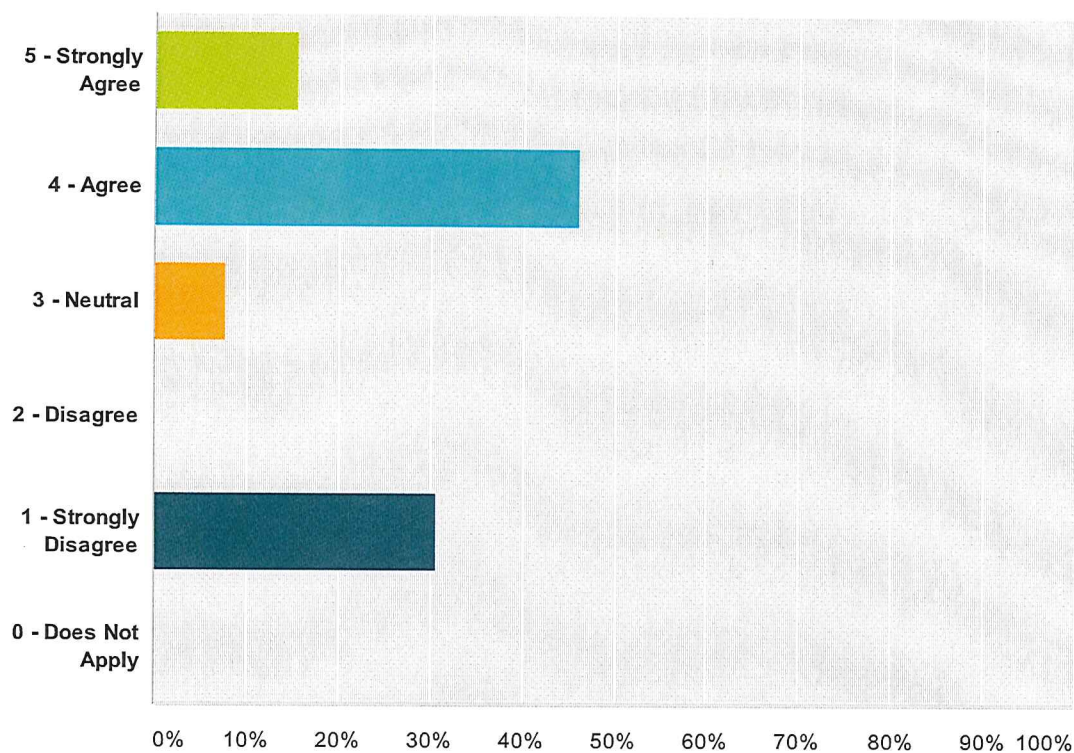
Answered: 13 Skipped: 0



Answer Choices	Responses	
5 - Strongly Agree	15.38%	2
4 - Agree	46.15%	6
3 - Neutral	7.69%	1
2 - Disagree	0.00%	0
1 - Strongly Disagree	30.77%	4
0 - Does Not Apply	0.00%	0
Total		13

Q15 PSF provides my family with the guidance and support we need.

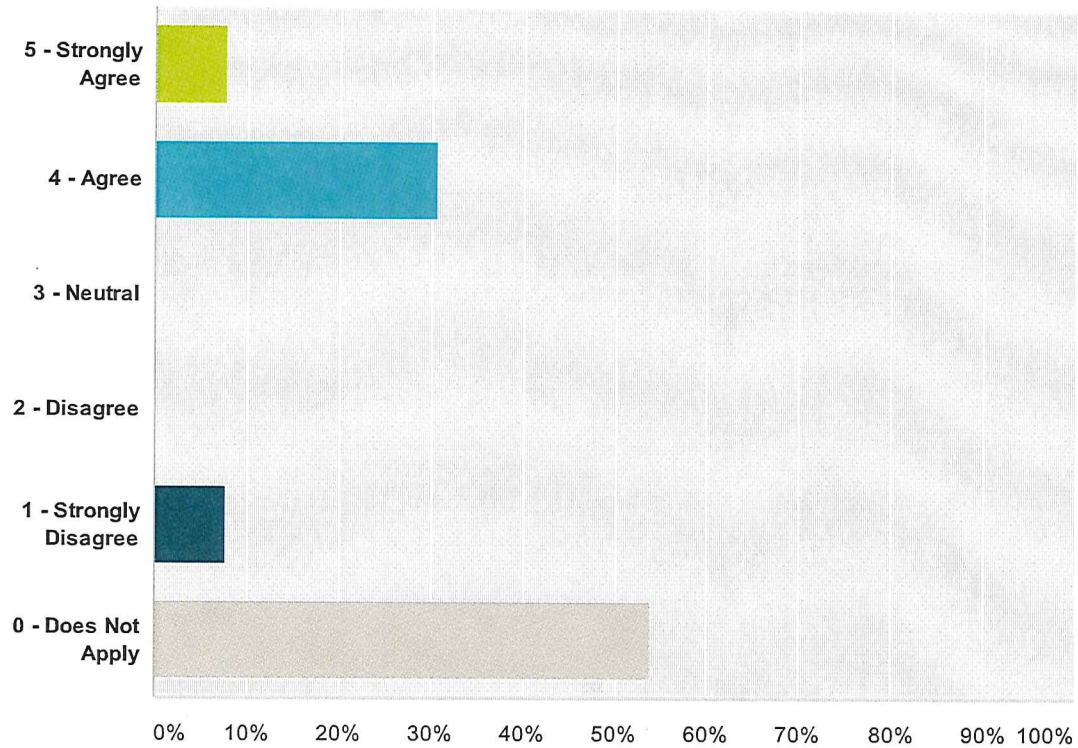
Answered: 13 Skipped: 0



Answer Choices	Responses	
5 - Strongly Agree	15.38%	2
4 - Agree	46.15%	6
3 - Neutral	7.69%	1
2 - Disagree	0.00%	0
1 - Strongly Disagree	30.77%	4
0 - Does Not Apply	0.00%	0
Total		13

Q16 For parents whose children are in the home: My Family Care Counselor visits with me and my children in my home at least once a month

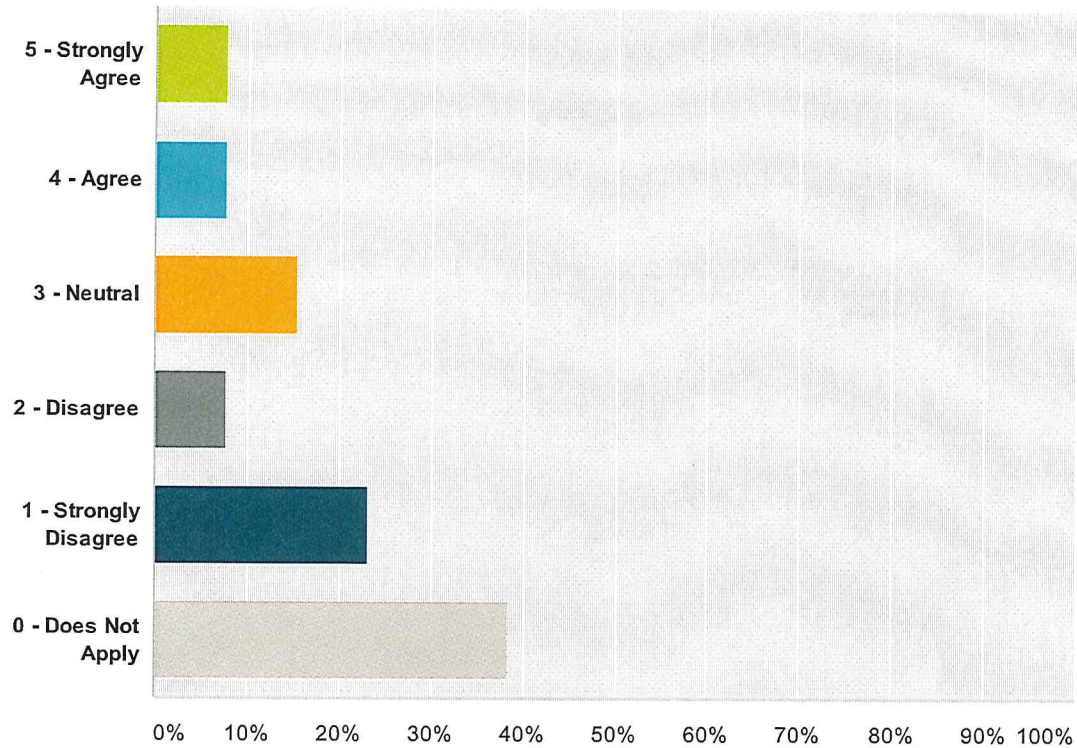
Answered: 13 Skipped: 0



Answer Choices	Responses	
5 - Strongly Agree	7.69%	1
4 - Agree	30.77%	4
3 - Neutral	0.00%	0
2 - Disagree	0.00%	0
1 - Strongly Disagree	7.69%	1
0 - Does Not Apply	53.85%	7
Total		13

Q17 For parents whose children are currently removed: My Family Care Counselor contacts me at least two times a month.

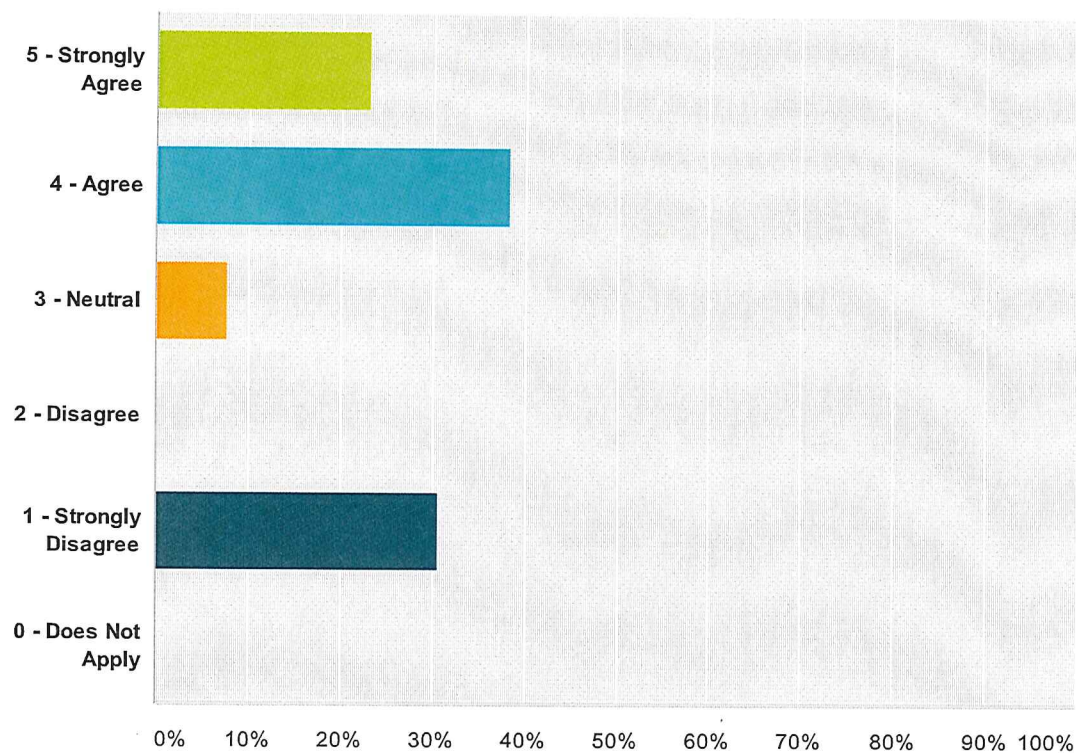
Answered: 13 Skipped: 0



Answer Choices	Responses	
5 - Strongly Agree	7.69%	1
4 - Agree	7.69%	1
3 - Neutral	15.38%	2
2 - Disagree	7.69%	1
1 - Strongly Disagree	23.08%	3
0 - Does Not Apply	38.46%	5
Total		13

Q18 My Family Care Counselor is available and accessible.

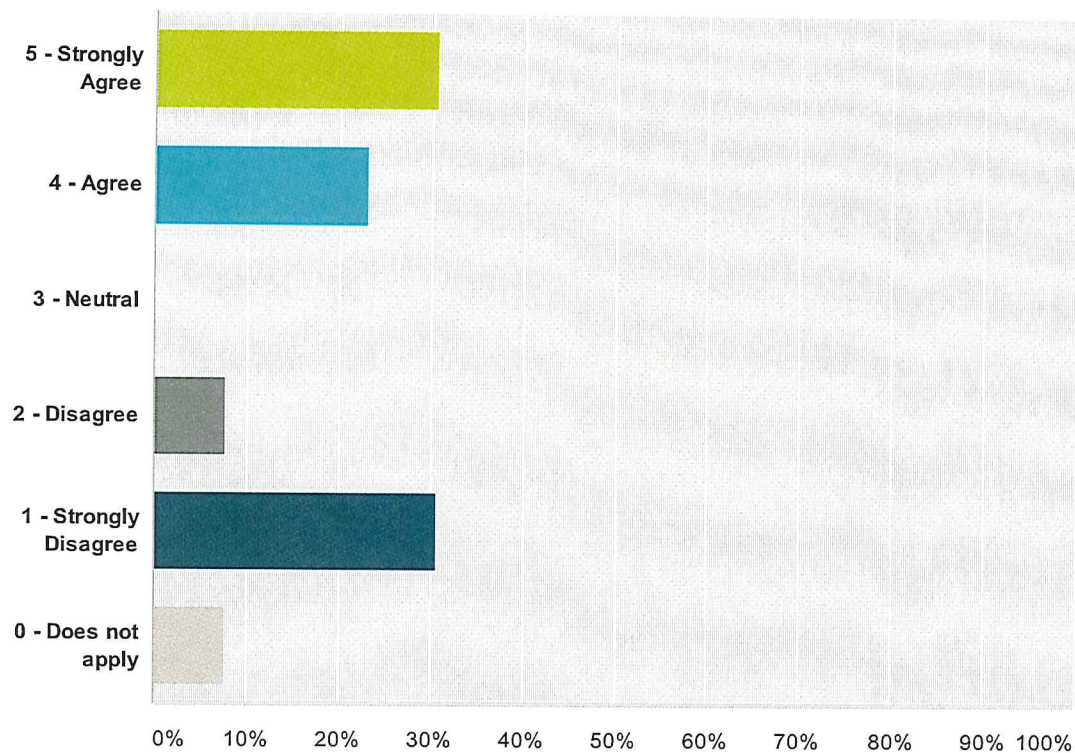
Answered: 13 Skipped: 0



Answer Choices	Responses	
5 - Strongly Agree	23.08%	3
4 - Agree	38.46%	5
3 - Neutral	7.69%	1
2 - Disagree	0.00%	0
1 - Strongly Disagree	30.77%	4
0 - Does Not Apply	0.00%	0
Total		13

Q19 My phone calls are answered or returned within 24 hours.

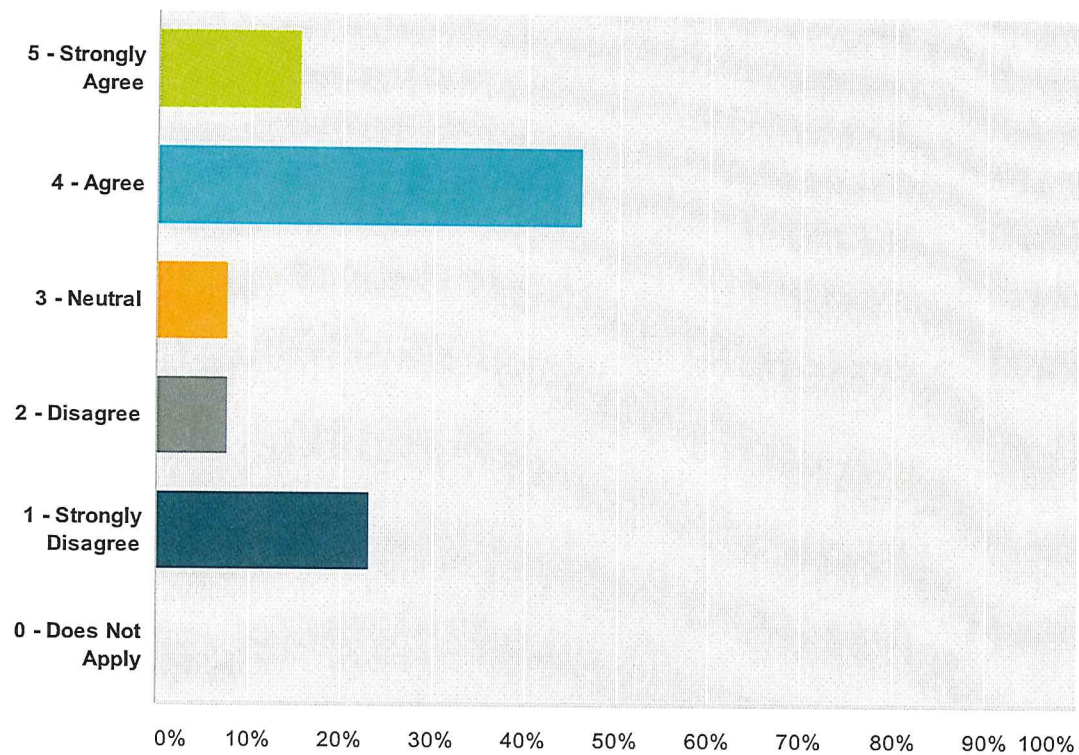
Answered: 13 Skipped: 0



Answer Choices	Responses	
5 - Strongly Agree	30.77%	4
4 - Agree	23.08%	3
3 - Neutral	0.00%	0
2 - Disagree	7.69%	1
1 - Strongly Disagree	30.77%	4
0 - Does not apply	7.69%	1
Total		13

Q20 My Family Care Counselor treats me with courtesy and respect.

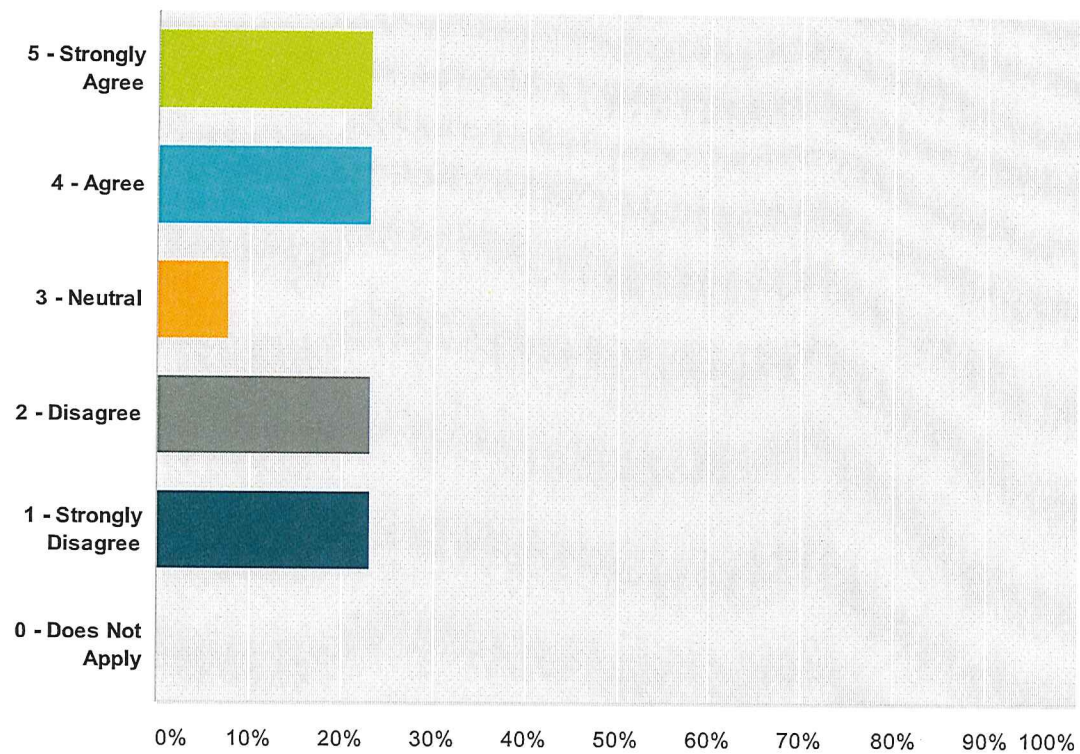
Answered: 13 Skipped: 0



Answer Choices	Responses	
5 - Strongly Agree	15.38%	2
4 - Agree	46.15%	6
3 - Neutral	7.69%	1
2 - Disagree	7.69%	1
1 - Strongly Disagree	23.08%	3
0 - Does Not Apply	0.00%	0
Total		13

Q21 My Family Care Counselor supports me and my family and will help us no matter what.

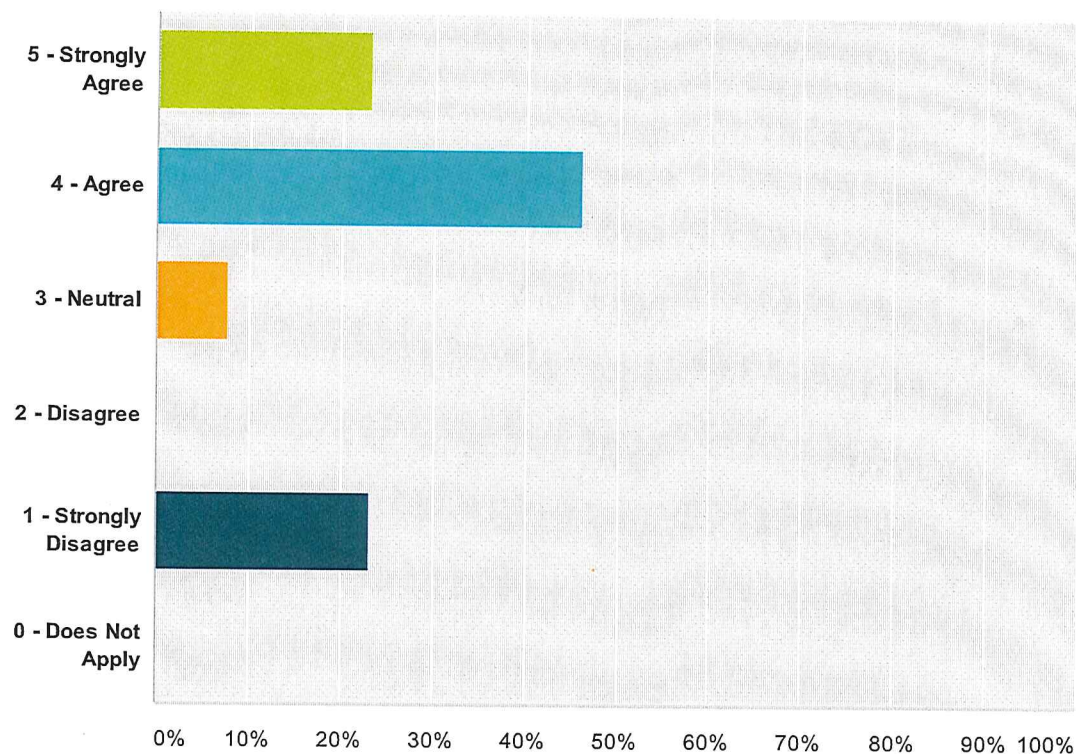
Answered: 13 Skipped: 0



Answer Choices	Responses	
5 - Strongly Agree	23.08%	3
4 - Agree	23.08%	3
3 - Neutral	7.69%	1
2 - Disagree	23.08%	3
1 - Strongly Disagree	23.08%	3
0 - Does Not Apply	0.00%	0
Total		13

**Q22 I felt comfortable, safe, and respected
when visiting the PSF offices (when
speaking to my FCC, when working with
my service provider).**

Answered: 13 Skipped: 0



Answer Choices	Responses	
5 - Strongly Agree	23.08%	3
4 - Agree	46.15%	6
3 - Neutral	7.69%	1
2 - Disagree	0.00%	0
1 - Strongly Disagree	23.08%	3
0 - Does Not Apply	0.00%	0
Total		13